

Vol. 25,
Issue 2

PRODUCT CATALOG



Clean Easy



Seal Easy

Contamination Control Systems
Hose, Tube, Pipe Cleaning & Sealing

Table of Contents

	INTRODUCTION	
	A Word About Ultra Clean Technologies	3-4
	Contact Information	5
	Applications - Hose, Tube & Pipe Cleaning	6
	Recommended Cleaning Procedures	7
	CLEAN EASY - Clean Easy System Overview.....	8
	LAUNCHERS (Hand Held Launchers, Kits, Nozzles & Adaptor Rings)	
	UC-EL1.25, 1¼" Hand Held Launcher & Kits.....	9
	UC-HL2, 2" Hand Held Launcher & Kits	10
	UC-HL3.5, 3½" Hand Held Launcher & Kits	11
	UC-HL4.5, 4½" Hand Held Launcher.....	11
	Launcher Kits Chart *	12-13
	Launcher Nozzles & Adaptor Rings, Sanitary Launcher & Nozzles	14-16
	PROJECTILES	
	ISO 4406 Independent Test Report.....	17
	Projectile Types and Applications.....	18
	Projectile Kits	19
	Projectile Charts *	19
	ACCESSORIES for Launchers, etc.	
	Launcher Stand, Projectile Catcher Bucket, Quick Connects, Nozzle Holder ..	20
	UC-D1 Super-Dry Compressed Air Dryer	21
	PRODUCTION EQUIPMENT	
	Overview, Air Requirements *	22
	UC-BM1.25-G3 1¼" Bench Mount Launcher *	23
	UC-PVS-G5 Projectile Verification System	24
	UC-CAL Carousel AutoLoader *	25
	UC-CAL-HH Hand-Held Launcher (for UC-CAL) *	26
	UC-WCB Containment Barrel (for UC-PVS, and UC-CAL)	26
	SIZING CHARTS	
	Sizing Charts for Ultra Clean Projectiles & Nozzles (Hose, Tube, & Pipe) * ..	27-31
	SEAL EASY - Clean Seal System Overview	32
	Clean Seal System UC-CSS-230V-AK, UC-CSS-120V-AK *	33
	UC-HL1920E Heat Shrink Gun, Clean Seal System Kits.....	34
	Clean Seal Capsules (UC, Private Label)	35
	Capsule Dispenser Stand, Parts and Kit *	36
	Clean Seal System and Capsules Parts List Charts *	37
	Capsule Size Selection by Fitting, by Wrench Size Charts *	38-39

* Page(s) include associated chart(s)

A Word About Ultra Clean Technologies and Our Products...



Our History

Ultra Clean Technologies is the outgrowth of owner Bruce Riley's successful sales career within the hydraulics industry. From these humble beginnings, he and his wife and co-owner, Debby Riley, organically grew the company into a worldwide leader in hydraulic hose cleaning and sealing technologies. It was their keen interest in helping OEMs and their suppliers meet the increasing demand for contamination-free hoses and tubes that drove the company forward as an industry innovator.

As the company blossomed, so too did the need for space. Remaining true to their roots in southern New Jersey, the couple opened its main headquarters in nearby Bridgeton. The refurbished industrial building is approximately 35,000 square feet and houses Ultra Clean Technologies' sales and administrative offices, and its manufacturing, warehousing, shipping/receiving, engineering and R&D departments. Recently, a 25,000 square foot warehouse and send/receiving hall was added to the building to accommodate growth. In addition to North America, the company now operates in Europe, South America, Australia and China with additional warehousing in Europe, Australia, and India, facilitating global distribution of the product line.

From simple beginnings to international recognition as a leader in the hose and tube cleaning industry, Ultra Clean attributes its success to understanding the markets it serves and providing top quality care, products and innovation to its customers.

Our Products

Our flagship product, the Ultra Clean System, offers advanced cleaning over traditional flushing and other methods for ridding contaminants from hose, tube and pipe assemblies. The Ultra Clean System utilizes either a Hand Held Launcher or Bench Mount Launcher to shoot Ultra Clean projectiles through hose, tube, or pipe assemblies, ensuring contaminants are thoroughly dispelled. For production environments the Projectile Verification System and the all-inclusive AutoLoader provides a unique and effective way to clean each hose or tube assembly without sacrificing quality or efficiency. Building on our core product, we offer the Clean Seal System, which uses a proprietary heat shrink technology with our Clean Seal Capsules to securely seal the ends of cleaned hose and tube assemblies, providing a superior alternative to traditional caps and plugs. This manual provides detailed information on these systems and associated products and parts.

Ultra Clean Technologies' hose and tube systems are manufactured and assembled in the U.S.A and have a one-year Manufacturer's Warranty. The durability of our products eliminates the need for returns! *Private labeling is available for many of our products. If interested, ask us for details.*

Research & Development

Demand-driven R&D has inspired us to create these and more innovative new products, providing targeted solutions to industry-specific challenges. Our engineering team has a well-rounded and extensive understanding of hydraulics that enables us to work closely with the industries we serve, while also considering wider-use applications of our products for all industries that require contamination-free hoses and tubes in order to prevent costly equipment downtime or failure. Our products meet - and almost always exceed - ISO standards for hydraulic oil cleanliness, and are independently tested to determine the level of cleanliness to which hoses or tubes are actually cleaned.

Training & Education

In addition to our products, Ultra Clean Technologies provides comprehensive training and education both on Contamination (what it is, where it comes from, and how it damages fluid power systems), and Contamination Control using Ultra Clean Technologies products. We provide on-site training on the use of all our systems, and will “train the trainer,” or an entire team, depending on the customer’s desire. Further, we certify end users, OEMs or distributors who complete the Ultra Clean Technologies webinar on Contamination Control and Clean Hydraulic Hose Assembly Procedures. Participants can also request a co-branded impact movie on contamination control.

Service Excellence

Highly experienced in the Hose and Tube Cleaning industry, Ultra Clean Technologies’ Customer Service team give you immediate and direct access to expert solution providers. Every salesperson has earned the Milwaukee School of Engineering’s *Certificate of Contamination Control*. We share our expertise in product applications and performance over the phone and in the field.

Shipping & Warehousing

To enhance our reputation for service excellence, Ultra Clean Technologies has an established global distribution network - including international distribution points in Canada, Europe, South America, Brazil, China, India and Australia. For our customers, this means shorter lead times and minimized shipping costs. We keep a fully stocked warehouse with same day shipping for our North American and South American customers. European customers can count on our warehouse in The Netherlands for quick order fulfillment.

Thank you for Choosing Ultra Clean Technologies!

Contact Information

Ultra Clean Technologies Corp.
1274 Highway 77
Bridgeton, NJ 08302 U.S.A.

sales@ultracleantech.com
www.UltraCleanTech.com

Bruce Riley, Owner & C.E.O.



Domestic Sales

Main/Local: 856-451-2176
 Toll-Free: 800-791-9111
 FAX: 856-453-4975

Matt Hunzer - x203
Sales Manager
North America
 Cell: 570-793-5451
 mhunzer@ultracleantech.com

William Goff III - x211
Capsule Division Manager
 wgoff@ultracleantech.com

Jeimy Garcia - x207
Inside Sales
North America
 jgarcia@ultracleantech.com

Hunter Jackson - x214
Inside Sales
North America, Africa
 hjackson@ultracleantech.com

International Sales

Main: +1 856-451-2176
 FAX: +1 856-453-4975

Bruce Riley - x202
Sales Director
Brazil, China, India
 Cell: +1 609-319-4176
 briley@ultracleantech.com

Eric van Alphen - x209
International Sales Director
Australia, Europe,
Middle East, Far East
(English, German, French, Dutch)
 Cell: +1 484-885-9498
 evanalphen@ultracleantech.com

Joemy Nunez - x230
Inside Sales Manager
Mexico, Central America,
South America
(English, Spanish)
 Cell: +1 856-332-7207
 jnunez@ultracleantech.com

Heather Baxter - x210
International Sales
 hbaxter@ultracleantech.com

Technical Specialists

Please use the appropriate domestic or international main telephone number in sales columns to the left.

Roger Smith - x204
Product Support Specialist
 rsmith@ultracleantech.com

Jeffrey Contino - x213
Design Engineer
 jcontino@ultracleantech.com

ADMINISTRATIVE

Debby Riley
Owner & C.F.O.
 driley@ultracleantech.com

Debra Jeffries
Operations Manager
 djeffries@ultracleantech.com



**Connect with
Ultra Clean!**

Applications for Hose, Tube & Pipe Cleaning Systems



Serving the Construction, Mining, Marine, Off-Shore, Hose and Tube Assembly markets, and many others....

Pneumatics	Eliminates rubber contamination, metal particles, contaminated oil and moisture that causes breakdowns and inefficiency.
Hydraulics	Removes rubber dust and metal particles from the cutting process on hydraulic hose. Removes metal flash from the crimping process on hose and tubes. Removal of contaminated oil from hoses, tubes and pipes in hydraulic systems. (Use the Ultra Clean System to reduce downtime, extend filter life and reduce the risk of failure and premature wear due to CONTAMINATION!)
Tubes	Cleaning of tubes before and after the drawing process and a final clean for finished tubes.
Aerospace	Stainless Steel and Titanium Tube Assemblies - Removal of contamination from the assembly process and hydrocarbons.
Heat Exchangers & Condensers	Eliminates contamination that reduces heat transfer resulting in low level performance.
Steam Boilers	Removes most scaling in steam pipes for maintenance servicing.
Air Conditioning & Refrigeration	Eliminates minute particles in copper tubes and coolant lines that affect system performance.
Oxygen & Gas	Eliminates oil, grease and other contaminants from copper or S/S tubing.
Oil, Gas & Chemical Processing	Efficient cleaning of product pipes as part of service maintenance.
Earthmoving Equipment	Maintenance - Reduction in flushing time and filter usage.
Automotive & Servicing	Cleaning of fuel lines and brake lines prior to assembly and servicing of components.
Food & Beverage Product Recovery	Retrieval of product from lines. Reducing or eliminating solvents or detergents.
Gun Barrels	To remove rust, scale or powder residue much faster than brushing or swabbing.

Specific information available upon request

Recommended Cleaning Procedures

Hose

When hydraulic hose is cut with metal-blade saws or abrasive wheels, tremendous heat is generated, causing rubber and metal particle and dust contaminants to stick to the hose or tube as they cool. It is vitally important to clean the hose immediately after the cutting process to avoid this. Fire one projectile in each direction through the length of the hose prior to installation of end connections. This will allow cleaning in the areas occupied by the insertion of the hose nozzle at either end. After crimping or swaging fittings, an Ultra Clean projectile should be fired through the entire hose assembly to remove metal flash. It is vital to apply Clean Seal Capsules to hose ends immediately after cleaning to avoid recontamination, and to protect hose threads.

Hydraulic Hose - Internal/External Skive

Before skiving, two (UC) Ultra Clean projectiles should be fired in each direction through the hose. If a mandrel is inserted into the ID of the hoses or tube for skiving purposes, the mandrel and mandrel lubricants must be clean and contamination free. It may be necessary to fire one or two UC or Tube Style Projectiles through the hose after the internal skiving process to remove rubber particles and lubricants. A custom Hose Nozzle to occupy the skived area may be necessary to achieve a higher level of cleanliness. After crimping or swaging fittings, a (UC) Ultra Clean Projectile should be fired through the entire hose assembly to remove metal flash. It is vital to apply Clean Seal Capsules to end fittings immediately following the last projectile to avoid recontamination, and to protect hose threads.

Used Hose & Tube Assemblies

Hydraulic hose and tube assemblies from systems that have experienced a failure need to have all contaminated oil removed. Disconnect each end of the assembly and secure one end into the Projectile Catcher (UC-PC). Fire air into the assembly without a projectile for several seconds to remove the excess contaminated hydraulic fluid. Fire 3 to 4 Ultra Clean Projectiles through assembly to remove particulates. Visibly check the last projectile for contamination. Repeat process until projectile has no signs of rubber or metallic particles on it. If the projectiles continue to show particles the hose may need to be replaced. This is a sign of a rubber tube that is failing.

Tube

When tubing requires cutting, the ends should be thoroughly deburred prior to use of the cleaning system. A tube nozzle and two Ultra Clean projectiles should be used to clean the tube. If the tube contains rust, weld slag or other corrosion inside, an abrasive projectile should be used first and as many times as necessary to remove the corrosion. Follow with an Ultra Clean projectile to insure proper cleanliness. If flaring is required, do so prior to cleaning. The use of a JIC nozzle is necessary to mate properly with a flared tubing end. If special fittings are used that require crimping, the use of an Ultra Clean projectile, in addition to the procedure described above, is recommended after the assembly is complete. The tube-style projectile should be used to remove mandrel lubricants, grease or oil if encountered. Tube-style projectiles are also recommended for stainless steel tubing.

Pipe

We recommend the Ultra Clean Scrub Projectile when rust is present, or an Abrasive Projectile for cleaning the inside of all types of carbon steel piping products. These projectiles may be used more than once if necessary, or until they wear out. After several passes with the Scrub or Abrasive Projectiles, an Ultra Clean Projectile should be fired through the pipe, removing debris left behind by previous projectiles. This can only be accomplished if the pipe has a relatively smooth surface. Our Scrub Projectiles will negotiate sweep elbows only. The Ultra Clean Projectile can also be soaked in corrosion inhibiting chemicals, effectively applying them 360 degrees to the inside surface as the projectile passes from one end to the other.

The Ultra Clean UC-D1 Super-Dry Compressed Air Dryer is recommended for all cleaning procedures. This ensures that only clean, dry air is used to move projectiles through the hose, avoiding re-contamination from air particulates. See page 21 for details.

CLEAN EASY

Hose, Tube & Pipe Cleaning Systems



**Connect with
Ultra Clean!**

Ultra Clean Technologies offers a fast, less invasive way to clean contaminated hydraulic lines by shooting a projectile through the hose or tube assembly with a pneumatic launcher. The Ultra Clean Projectile strips out internal contamination, removing dirt, gunk and oil. Now your clean oil will stay clean as it reaches expensive components, preventing failure and system downtime.

Hand Held Launchers & Kits
Accessories
Nozzles & Adapter Rings
Projectiles

Production Equipment
Bench Mount Launcher
Projectile Verification System (PVS)
Carousel AutoLoader (CAL)

Clean Easy with Ultra Clean!

ISO 18/16/13 cleanliness levels are achievable.

Launchers & Kits

Our launchers enable unsurpassed cleaning and removal of contaminants from hoses, tubes or pipes! Launcher kits provide added value and cost savings!

Launcher Kits Details



- Launcher kits are pictured with appropriate launchers.
- Kits can be customized with approval and cost adjustments.
- All kits include carrying case, unless otherwise noted.
- See Launcher Kits Chart for details and contents of each kit, see **Pages 12-13**.

Air Requirements for All Launchers

- 80 PSI (5.5 Bar) minimum to 110 PSI (7.5 Bar) maximum.
- 1/2" ID air hose to ensure 55 SCFM (1.6 m³/min) air flow.
- 5 micron filter and regulator with gauge are strongly suggested!
- Clean, dry air must be used to comply with the Ultra Clean Technologies equipment warranty. We strongly suggest the UC-D1-Super-Dry Compressed Air Dryer, see **Page 21**.

UC-EL1.25 | 1 1/4" Economy Launcher



- Cleans 1/8" through 1 1/4" hose, tube or pipe.
- Quarter turn locking ring for easy nozzle change and projectile loading.
- Durable brass and aluminum internal parts, strong plastic handle and anodized aluminum firing head and locking ring.
- Effortless to operate because of its simplistic ergonomic design.
- Ideal for mobile and job site applications due to size & portability.
- Nozzles smaller than 1/4" are optional.
- Additional nozzles for JIC and tube applications available.
- For kits contents, see chart Pages 12-13.

UC-EL-8 Kit

1/4" - 1 1/4" (6mm - 32mm ID)



UC-EL-8-DP Kit

1/4" - 1 1/4" (6mm - 32mm ID)

Great starter kit for applications up to 1 1/4" ID!



UC-EL-13-MTE Kit

6mm - 30mm Tube



UC-HL2 | 2" Launcher



- Cleans 1/8" through 2" hose, tube or pipe.
- Full Flow Quick Release Coupling and 360° Rotary Plug for proper air flow and non-fatigue operator use.
- Safety Release Bar locks faceplate into a closed position.
- Made of precision machined aluminum, and fully anodized for harsh environments and heavy use.
- Ideal for production hose, tube shops, mobile hose fabricators and job site applications due to simplistic design, size and portability.
- For kits contents, see chart Pages 12-13.

UC-HL-10-2 Kit

1/4" - 2" (6mm - 50mm ID)



UC-HL-25-2-Kit

1/4" - 2" (6mm - 50mm ID)



UC-HL-17-2MTE Kit

6mm - 50mm Tube



UC-CAP Kit

1/4" - 2" (6mm - 50mm ID)

Great starter kit for applications up to 2" ID!

UC-CAP-NH includes a UC-NH25 Nozzle Holder in place of the Carrying Case.



UC-HL3.5 | 3½" Launcher



- Cleans ⅛" through 3½" hose, tube or pipe.
- Full Flow Quick Release Coupling and unique 360° Rotary Plug for proper air flow and non-fatigue operator use.
- Launcher requires a UC-AR2 adapter ring for nozzles ⅛" through 1¼" and a UC-AR3 for nozzles 1½" and 2". The unique UC-U55/90 Universal Nozzle 2⅛" through 3½" (55mm - 90mm ID) does not require an adapter ring.
- Made from precision machined aluminum and fully anodized for harsh environments and heavy use.
- Ideal for production hose and tube shops, mobile hose fabricators and job site applications because of its simplistic design, size and portability.
- For kit contents, see chart Pages 12-13.

UC-HL-1-3.5 Kit

2 ⅛" - 3½" (55mm - 90mm ID)



UC-HL4.5 | 4½" Launcher



- Cleans ⅛" through 4½" hose, tube or pipe.
- Includes UC-4.5LN aluminum locking nozzle.
- Supplied with a -8 SAE male flare and female swivel with ½" hose barb for correct SCFM air flow requirements.
- Capable of passing 50% more SCFM than our other launchers - extremely important for applications above 3½" and long lengths of hose, tube or pipe.
- Made of precision machined aluminum and fully anodized for harsh environments and heavy use.
- Ideal for job site applications because of its simplistic design, size and portability.
- Capable of cleaning ⅛" through 3½" when combined with our adapter rings and nozzles using the UC-LR locking ring in place of the UC-4.5LN locking nozzle.
- For kit contents, see chart Pages 12-13.

UC-HL-1-4.5 Kit

3½" - 4½" (90mm - 114mm ID)



Launcher Kits

Part Number#	Description	UC-EL-8 1/4" - 1 1/4" (6mm - 32mm ID)	UC-EL-8-DP 1/4" - 1 1/4" (6mm - 32mm ID)	UC-EL13-MT 6mm - 30mm Tube	UC-HL-10-2 1/4" - 2" (6mm - 50mm ID)	UC-HL-25-2 1/4" - 2" (6mm - 50mm ID)	UC-CAP 1/4" - 2" (6mm - 50mm ID)	UC-CAP-NH 1/4" - 2" (6mm - 50mm ID)	UC-HL-17-2MT 6mm - 50mm Tube	UC-HL-1-3.5 2 1/8" - 3 1/2" (55mm - 90mm ID)	UC-HL-1-4.5 3 1/2" - 4 1/2" (90mm - 114mm ID)
UC-CC	Carrying Case	✓	✓	✓	✓	✓	✓		✓	✓	
UC-S	FREE Launcher Stand	✓	✓	✓	✓	✓	✓	✓	✓	✓	✓
UC-NH25	Nozzle Holder							✓			
UC-EL1.25	1 1/4" (32mm) Economy Hand Held Launcher	✓	✓	✓							
UC-HL2	2" (50mm) Hand Held Launcher				✓	✓	✓	✓	✓		
UC-HL3.5	3 1/2" (90mm) Hand Held Launcher									✓	
UC-HL4.5	4 1/2" (114.3mm) Hand Held Launcher										✓
UC-AR1	Adapter Ring for UC-HL2 Launcher				✓	✓	✓	✓	✓		
UC-AR2	Adapter Ring for UC-HL3.5 Launcher									✓	✓
UC-AR3	Adapter Ring for UC-HL3.5 Launcher									✓	✓
UC-AH05	Hose Nozzle 5mm (3/16")	O	O	O	O	O	O	O	O	O	O
UC-H06	Hose Nozzle 6mm (1/4")	✓	✓	O	✓	✓	✓	✓	O	O	O
UC-H08	Hose Nozzle 8mm (5/16")	✓	✓	O	✓	✓	✓	✓	O	O	O
UC-H10	Hose Nozzle 10mm (3/8")	✓	✓	O	✓	✓	✓	✓	O	O	O
UC-H13	Hose Nozzle 13mm (1/2")	✓	✓	O	✓	✓	✓	✓	O	O	O
UC-H16	Hose Nozzle 16mm (5/8")	✓	✓	O	✓	✓	✓	✓	O	O	O
UC-H19	Hose Nozzle 19mm (3/4")	✓	✓	O	✓	✓	✓	✓	O	O	O
UC-H25	Hose Nozzle 25mm (1")	✓	✓	O	✓	✓	✓	✓	O	O	O
UC-H32	Hose Nozzle 32mm (1 1/4")	✓	✓	O	✓	✓	✓	✓	O	O	O
UC-H38	Hose Nozzle 38mm (1 1/2")				✓	✓	✓	✓	O	O	O
UC-H50	Hose Nozzle 50mm (2")				✓	✓	✓	✓	O	O	O
UC-T03	Tube Nozzle 3mm (1/8")	O	O	O	O	✓	O	O	O	O	O
UC-J06	JIC Nozzle 6mm (1/4")	O	O	O	O	✓	✓	✓	O	O	O
UC-T06	Tube Nozzle 6mm (1/4")	O	O	O	O	✓	O	O	O	O	O
UC-T08	Tube Nozzle 8mm (5/16")	O	O	O	O	✓	O	O	O	O	O
UC-J10	JIC Nozzle 10mm (3/8")	O	O	O	O	✓	✓	✓	O	O	O
UC-T10	Tube Nozzle 10mm (3/8")	O	O	O	O	✓	O	O	O	O	O
UC-J13/T13	JIC/Tube Nozzle 13mm (1/2")	O	O	O	O	✓	✓	✓	O	O	O
UC-J16/T16	JIC/Tube Nozzle 16mm (5/8")	O	O	O	O	✓	✓	✓	O	O	O
UC-J19/T19	JIC/Tube Nozzle 19mm (3/4")	O	O	O	O	✓	✓	✓	O	O	O

✓ = Included in Kit

O = Optional

Launcher Kits

Part Number#	Description	UC-EL-8 1/4" - 1 1/4" (6mm - 32mm ID)	UC-EL-8-DP 1/4" - 1 1/4" (6mm - 32mm ID)	UC-EL13-MT 6mm - 30mm Tube	UC-HL-10-2 1/4" - 2" (6mm - 50mm ID)	UC-HL-25-2 1/4" - 2" (6mm - 50mm ID)	UC-CAP 1/4" - 2" (6mm - 50mm ID)	UC-CAP-NH 1/4" - 2" (6mm - 50mm ID)	UC-HL-17-2MT 6mm - 50mm Tube	UC-HL-1-3.5 2 1/8" - 3 1/2" (55mm - 90mm ID)	UC-HL-1-4.5 3 1/2" - 4 1/2" (90mm - 114mm ID)
UC-T32	Tube Nozzle 32mm (1 1/4")	O	O	O	O	✓	O	O	O	O	O
UC-J32/T25	JIC/Tube Nozzle 32/25mm (1 1/4" & 1")	O	O	O	O	✓	✓	✓	O	O	O
UC-J38/T38	JIC/Tube Nozzle 38mm (1 1/2")				O	✓	✓	✓	O	O	O
UC-J50/T50	JIC/Tube Nozzle 50mm (2")				O	✓	✓	✓	O	O	O
UC-4FFORX	4 Flat Face O-Ring Style Nozzle 6mm (1/4")	O	O	O	O	✓	✓	✓	O	O	O
UC-6X1.5	Tube Nozzle 6mm OD X 1.5mm Wall	O	O	✓	O	O	O	O	✓	O	O
UC-8X1.5	Tube Nozzle 8mm OD X 1.5mm Wall	O	O	✓	O	O	O	O	✓	O	O
UC-10X1.5	Tube Nozzle 10mm OD X 1.5mm Wall	O	O	✓	O	O	O	O	✓	O	O
UC-12X2.0	Tube Nozzle 12mm OD X 2.0mm Wall	O	O	✓	O	O	O	O	✓	O	O
UC-14X2.0	Tube Nozzle 14mm OD X 2.0mm Wall	O	O	✓	O	O	O	O	✓	O	O
UC-15X2.0	Tube Nozzle 15mm OD X 2.5mm Wall	O	O	✓	O	O	O	O	✓	O	O
UC-16X2.5	Tube Nozzle 16mm OD X 2.5mm Wall	O	O	✓	O	O	O	O	✓	O	O
UC-18X2.5	Tube Nozzle 18mm OD X 2.5mm Wall	O	O	✓	O	O	O	O	✓	O	O
UC-20X3.0	Tube Nozzle 20mm OD X 3.0mm Wall	O	O	✓	O	O	O	O	✓	O	O
UC-22X2.0	Tube Nozzle 22mm OD X 2.0mm Wall	O	O	✓	O	O	O	O	✓	O	O
UC-25X3.0	Tube Nozzle 25mm OD X 3.0mm Wall	O	O	✓	O	O	O	O	✓	O	O
UC-28X2.5	Tube Nozzle 28mm OD X 2.5mm Wall	O	O	✓	O	O	O	O	✓	O	O
UC-30X4.0	Tube Nozzle 30mm OD X 4.0mm Wall	O	O	✓	O	O	O	O	✓	O	O
UC-35X3.0	Tube Nozzle 35mm OD X 3.0mm Wall				O	O	O	O	✓	O	O
UC-38X5.0	Tube Nozzle 38mm OD X 5.0mm Wall				O	O	O	O	✓	O	O
UC-42X3.0	Tube Nozzle 42mm OD X 3.0mm Wall				O	O	O	O	✓	O	O
UC-50X6.0	Tube Nozzle 50mm OD X 6.0mm Wall				O	O	O	O	✓	O	O
UC-U55/90	Universal Nozzle 55mm/90mm (2 1/8" - 3 1/2")									✓	O
UC-LR	Locking Ring									✓	✓
UC-4.5LN	Alum Locking Nozzle 114.3mm (4 1/2")										✓
UC-PC	Projectile Catcher Bucket	O	✓	O	O	O	✓	✓	O	O	O
UC-P1	UC Style Projectile Kit (11 bags) UC07 - UC40 (1/4" - 1 1/4")	O	✓	O	O	O	O	O	O	O	O
UC-P2	UC Style Projectile Kit (13 bags) UC07 - UC60 (1/4" - 2")				O	O	✓	✓	O	O	O

✓ = Included in Kit

O = Optional

Nozzles & Adapter Rings

A range of nozzles are available, allowing the Ultra Clean System to be used on different sizes and types of hose, tube and pipe, as well as coupling configurations. Custom nozzles can be designed upon request.



Hose Nozzles

The hose nozzle is inserted into the ID of the hose. Hose nozzles also work on pipe, heavy walled tubing and many coupling configurations. It is our most popular nozzle. Hose nozzles have the "UC-H" designation and are blue in color for easy identification.

Production Hose Nozzles

Production Hose Nozzles are aluminum with a hard coat blue anodized finish. They are available for hose sizes 1/4" (6mm) through 2" (50mm). The primary application is production hose assembly cleaning when using a UC-BM1.25-G3 Bench Mount Launcher or the UC-CAL-MS Carousel Auto Loader.



UC-AH-Kit-BLUE

8 Aluminum Production Hose Nozzles 1/4" thru 1 1/4".



Tube Nozzles (Nominal Inch)

Nominal inch tube nozzles have a stop on the inside that forms an airtight seal when the tube is fully inserted into the nozzle. Nominal inch tube nozzles are white in color and designated with a "UC-T" in the part number. Some "UC-T" nozzles may also be designated for JIC use as reflected in the part number.

The white JIC nozzles are molded with a special 37° male flare at the tip to fit the female JIC fittings on hose and tube assemblies. JIC nozzles are marked with the "UC-J" designation, followed by appropriate size.



Tube Nozzles (Metric)

Metric tube nozzles have a stop on the inside that forms an airtight seal when the tube is fully inserted into the nozzle. Metric tube nozzles are designed to match metric tubing, and are similarly based on outside diameter (OD) x wall thickness. Metric tube nozzle designations utilize the largest wall thickness for the given OD, but fit all smaller wall thicknesses as well. Metric tube nozzles are grey in color.

Universal Nozzle

UC-U55/90: The Universal Nozzle is similar to our hose style nozzle. It has a size range 2½" to 3½" (55mm - 90mm). The Universal Nozzle can be cut off in 10mm increments to suit your application.



Aluminum Locking Nozzle

UC-4.5LN: This nozzle is supplied with the UC-HL4.5 Launcher for 3½" to 4½" (90mm - 115mm) applications.



Custom Nozzles

Cost-effective Custom Nozzles are quickly created and cost-effective using our patent-pending inserts and manufacturing technology.

- Nozzle shell is Hard Coat Anodized Aluminum or Stainless Steel.
- Insert is 3D printed and can be created in 24 to 48 hours.
- Aluminum, Carbon and Stainless Steel inserts available after successful testing.
- Size range ⅛" (3mm) to 1 ¼" (32 mm).
- A perfect fit and airtight seal onto your application (hoses, hose & tube fittings, tubes, adapters, pipe, etc.).
- In-house testing on the the customer's application
- Cost-effective



What we need to build your custom nozzle(s):

- Sample piece (application) of what the custom nozzle needs to connect to (hose, tube, fitting, adapter, pipe, etc.)
- Drawing in PDF if available.
- Approximate or average length of the application.
- Number of hoses, tubes or assemblies to be cleaned on a daily basis.

Adapter & Locking Rings

- UC-AR1 fits the UC-HL2 Launcher and all nozzle types from ⅛" to 1¼".
- UC-AR2 fits the UC-HL3.5 Launcher and all nozzle types from ⅛" to 1¼".
- UC-AR3 fits the UC-HL3.5 Launcher and all nozzle types from 1½" to 2".
- UC-LR fits the UC-HL3.5 & UC-HL4.5 Launchers and the AR2, AR3 & UC-U55/90 nozzles.



Sanitary Launcher and Nozzles



Sanitary Nozzles are Tri-Clamp designed and made from 316 Stainless Steel. They attach easily to Tri-Clamp fittings on Schedule 5 and 10 sanitary tubing and hose assemblies. A Sanitary Clamp and Gasket must be used to make the connection complete.

Uses:

- Product purging for low viscosity liquids, slurries and products before Clean-in-Place process (can save product and excessive use of water).
- Cleaning for new Sanitary Tubes and Hoses after fabrication.
- Removal of biofilm from inner walls of hoses and tubes.



UC-SL 2" Sanitary Launcher

- Easy loading and launching of projectiles.
- Launcher has a pressure gauge and product relief valve should a projectile encounter a blockage in the tube or hose.

Sanitary Nozzle Sizes

SS Sanitary Tubing (OD x Wall)	Nozzle		Projectile Type		
	Tri-Clamp	Plain End	UC	Tube	Ultra Scrub
1/2" x 0.065	UC-SNFN-8	UC-J13/T13	UC-16	UC12-TE	UC-SCR12
3/4" x 0.065	UC-SNFN-12	UC-J19/T19	UC-26	UC20-TE or 22-TE	UC-SCR20 or 22
1" x 0.065	UC-SNFN-16	UC-J32/T25	UC-33	UC28-TE	UC-SCR28
1-1/2" x 0.065	UC-SNFN-24	UC-J38/T38	UC-50	UC40-TE	UC-SCR40
2" x 0.065	UC-SNFN-32	UC-J50/T50	UC-60	UC50TE or 55-TE	UC-SCR50 or 55

Projectile types recommended on page 18 (UC, Tube, Ultra Scrub).



Winning the Biofilm Battle

A physical cleaning method is a *must* in ridding biofilms from food production equipment. That's because **Attachment** is a biofilm's first developmental phase - when bacteria attaches to the surface of equipment, including the inside walls of hoses and tubes.

Even when biofilm reaches it's second and third phases (Maturation and Dispersal) and enzymatic and chemical cleaning is required to remove heavy sludge (food byproduct waste), physical cleaning is still a necessary first step - not only because of *attachment*, but *immunity* as well. Bacteria is highly adaptable and quickly becomes immune to enzymes and chemicals, making these unreliable as a stand-alone solution to the problem of biofilm.

In both cases, Ultra Clean's *Clean Easy System* provides a cost-effective, powerful, physical cleaning force as your first line of defense in the battle against biofilm.

Sludge in a food production equipment tube builds up where bacteria is attached to the inner wall of the tube (or hose).

Hose Cleanliness Evaluation Report



The Machine Reliability Company

Company: **Ultra Clean Technologies Corp.**
 Address: **746 Shiloh Pike**
 City: **Bridgeton** State: **NJ** Zip: **08302**
 Telephone: **1-800-791-9111** Fax: **856-453-4975**
 Contact: **Bruce Riley**
 Title: **President**
 E-mail: **briley@ultracleantech.com**

Test Date: **September 5, 2006**
 New Oil for Evaluation: **AW46 Hydraulic Oil**
 Hose Type: **-16 1" x 28" oal, 4 spiral**
hyd hose assembly
w 1" Male NPT EE
 Note:

Dear Bruce

Test Procedure

1. The hose was rinsed with new hydraulic oil several times with non-contact flow technique.
2. The hose is washed with the same oil quantity of new oil each time
3. New hydraulic oil is AW46 viscosity grade and filtered to a low ISO code cleanliness before testing.
4. Laser light particle count is used as particle count analysis. Particle counter is made by HIAC/ROYCO and uses the ISO:4406-99 standard for particle count method. Special quality control for particle count testing is made to make sure that the particle count shows accurate reading.
5. All oil samples were tested twice to make sure that particle count reading confirms accuracy.

We hope that this test data will provide sufficient information regarding hose cleanliness evaluation.

Yours sincerely,



Vichai Srimongkolkul
 Technical Director

Item No.	Hose I.D.	Hose Descriptions	Solid Contamination Particle Count in 1 cc						ISO Code
			4µ	6µ	14µ	20µ	30µ	40µ	
1	NEW	New AW 46 Hydraulic Oil as base line comparison	214	64	23	9	1	0	15 / 13 / 12
2	A1	Chop saw with abrasive wheel - no cleaning	99,999	99,999	92,618	67,576	29K	15K	24 / 24 / 24
3	A2	Chop saw with abrasive wheel - 10 second air blow	96,508	52,827	4,546	1,013	53	13	24 / 23 / 19
3	A3	Chop saw with abrasive wheel - Ultra Clean	1,824	511	54	20	2	0	18 / 16 / 13
4	A4	Chop saw with metal scalloped blade - no cleaning	99,999	99,999	54,879	29,617	6.4K	2.5K	24 / 24 / 23
5	A5	Chop saw with metal scalloped blade - 10 second air blow	99,999	84,470	18,639	5,725	752	247	24 / 24 / 21
6	A6	Chop saw with metal scalloped blade - Ultra Clean	2,354	638	73	22	5	1	18 / 16 / 13

OilPure Technologies, Inc. P.O. Box 483976 • Kansas City • Missouri • 64148 • USA • Tel: 913-906-0400 • Fax: 913-906-9815 • www.oilpure.com

Projectiles

Types & Applications

Projectiles clean when compressed against the internal surface of a hose, tube or pipe. Pressure is achieved as the projectile is approximately 20% to 30% larger than the internal diameter of the hose, tube or pipe. For instance, a 2" (50mm) projectile is recommended for a 1½" (38mm) hose. Individual circumstances may require a smaller or larger projectile. If too large it will not leave the nozzle, but if too small it will not clean effectively.

The enormous variety in types of couplings available today could render a recommended size inappropriate. When cleaning assemblies, a reduction in projectile size may be appropriate, as all recommendations are based on the most commonly used coupling sizes. Custom projectiles can also be developed.

All Ultra Clean Projectiles are made from virgin materials with a specific cell structure and density. This ensures a quality product capable of achieving most ISO-4406-99 and ISO-4405 cleanliness levels when our cleaning procedures are followed. Ultra Clean never uses rebonded, scrap or recycled materials in our projectiles like some other manufacturers.

UC (Ultra Clean)

Universal application for use with hose, tube, pipe and assemblies. Removes fine particles of loose contamination and can also be used for product purging.

Size range: 2mm - 95mm.



Tube

For use with all types of tubing or pipes. Strongly recommended for stainless steel with mild to medium amounts of contamination, surface rust or scale build-up. Removes mandrel lubricants, grease and oil after the bending process.


Size range: 6mm - 65mm.



Abrasive

For use with tubes or pipes to loosen mild to medium amounts of contamination, surface rust or scale build-up. Always follow-up with an Ultra Clean projectile to clear away loosened contaminants and verify cleanliness. Can be used multiple times.

Size range: 6mm - 120mm.



Ultra Scrub

For use on wet or dry applications of tubes or pipes to loosen medium to high amounts of contamination surface rust or scale build-up. Also navigates assemblies with sweeping bends or elbows. Always follow-up with an Ultra Clean projectile to clear loosened contaminants and verify cleanliness. Can be used multiple times.

Size range: 6mm - 60 mm.



UC (Ultra Clean) 100mm-150mm

UC Projectiles 100mm and larger are provided with a laminated backer to prevent air permeation. The laminated backer should be loaded into the nozzle last so that the air is pushing against it.



Bulk Projectiles

All Ultra Clean, Tube, Abrasive, and Scrub style projectiles are also offered in packaged bulk quantities. The bulk projectile program complements the Bench Mount Launchers for use in a production type atmosphere.



Projectiles Chart

Projectile Kits

UC-P1-Projectile Kit



Includes:

- 11 bags of Ultra Clean Projectiles for cleaning out hose, tube and pipe applications up to ¼" to 1¼" ID.
- These projectiles also form a sub-kit that is included in the UC-EL8-DP Economy Launcher Kit.

UC-P2-Projectile Kit



Includes:

- 13 bags of Ultra Clean Projectiles for cleaning out hose, tube and pipe applications up to ¼" to 2" ID.
- These projectiles also form a sub-kit that is included in the UC-CAP 2" Starter Kit.

Note: All projectile sizes are also available in bulk quantities. Ask your sales rep or call for details.

↑↑
Included in UC-P1-Projectile Kit.
↓
Included in UC-P2-Projectile Kit.

Projectile Size	Bagged Qty	UC Style Medium Density	Tube Style High Density	*Abrasive	*Scrub
2mm	100	UC02	N/A	N/A	N/A
3mm	100	UC03	N/A	N/A	N/A
4mm	100	UC04	N/A	N/A	N/A
5mm	100	UC05	N/A	N/A	N/A
6mm	100	UC06	UC06-TE	UC-A06	UC-SCR06
7mm	100	UC07	UC07-TE	UC-A07	UC-SCR07
8mm	100	UC08	UC08-TE	N/A	UC-SCR08
10mm	100	UC10	UC10-TE	UC-A10	UC-SCR10
12mm	100	UC12	UC12-TE	UC-A12	UC-SCR12
14mm	100	UC14	UC14-TE	UC-A14	UC-SCR14
16mm	100	UC16	UC16-TE	UC-A16	UC-SCR16
18mm	100	UC18	UC18-TE	UC-A18	UC-SCR18
20mm	50	UC20	UC20-TE	UC-A20	UC-SCR20
22mm	50	UC22	UC22-TE	UC-A22	UC-SCR22
24mm	50	UC24	UC24-TE	UC-A24	UC-SCR24
26mm	50	UC26	UC26-TE	UC-A26	UC-SCR26
28mm	40	UC28	UC28-TE	UC-A28	UC-SCR28
30mm	40	UC30	UC30-TE	UC-A30	UC-SCR30
33mm	40	UC33	UC33-TE	UC-A33	UC-SCR33
36mm	30	UC36	UC36-TE	UC-A36	UC-SCR36
40mm	30	UC40	UC40-TE	UC-A40	UC-SCR40
45mm	20	UC45	UC45-TE	UC-A45	UC-SCR45
50mm	20	UC50	UC50-TE	UC-A50	UC-SCR50
55mm	15	UC55	UC55-TE	UC-A55	UC-SCR55
60mm	15	UC60	UC60-TE	UC-A60	UC-SCR60
65mm	10	UC65	UC65-TE	UC-A65	N/A
70mm	10	UC70	N/A	UC-A70	N/A
75mm	10	UC75	N/A	UC-A75	N/A
80mm	10	UC80	N/A	UC-A80	N/A
85mm	10	UC85	N/A	UC-A85	N/A
90mm	10	UC90	N/A	UC-A90	N/A
95mm	10	UC95	N/A	UC-A95	N/A
100mm	10	UC100	N/A	UC-A100	N/A
110mm	10	UC110	N/A	UC-A110	N/A
120mm	10	UC120	N/A	S/O	N/A
130mm	10	UC130	N/A	S/O	N/A
140mm	10	UC140	N/A	S/O	N/A
150mm	10	UC150	N/A	S/O	N/A

N/A = Not available
S/O = Special order

*Not to be used with UC-BM1.25-G3 or UC-CAL-MS production launcher.

Accessories

UC-S Launcher Stand *An essential piece of equipment!*

- Acts as an anchor when operator needs both hands to lift hose to the nozzle.
- Prevents damage to launcher or nozzles, caused when dropped or by rough handling during routine work processes (Note: Rough handling or abuse voids all warranties).
- Provides safe, permanent storage.
- Launcher is always ready for hose, tube and pipe cleaning requirements.



The Launcher stand should be conveniently located for easy access when the operator needs two hands to lift the work and where he can easily pick it up and put it back down again. Many operators use the launcher stand as a permanent storage device for the launcher, rather than continually removing the launcher from the carrying case.

UC-PC Projectile Catcher Bucket

- Prevent injury to yourself, a customer or an innocent bystander should contamination (such as steel slivers, or fragments of wire) be forcefully propelled, along with the projectile from inside the hose, tube or pipe.
- Allows you to catch and visually ascertain the contamination itself, expelled by the projectile from the hose, tube or pipe.
- Ascertain internal condition of the hose, tube or pipe by inspecting spent projectiles.
- Maintain a clean and professional work space.
- Saves time, energy and cleaning costs by eliminating mess.
- Locate in clean, practical position.

An integral part of the Ultra Clean System!



Quick Connects *Full-flow connections which are perfect for air supply manifolds!*

	<ul style="list-style-type: none"> • Size: 1/4" MNPT x Quick Connect, Part Number: UC-QRCP • Size: 3/8" MNPT x Quick Connect, Part Number: UC-QRC-30PM • Size: 1/2" MNPT x Quick Connect, Part Number: UC-QRC-40PM
	<ul style="list-style-type: none"> • Allows for 360° swivelling! • Fits at 45° angle to reduce operator fatigue • Size: 1/4" MNPT by Male Quick Connect • Part Number: UC-QRC-RP
	<ul style="list-style-type: none"> • Excellent general purpose coupling for connecting factory air supply to pneumatic tools • Size: 1/2" hose barb by Female quick-disconnect • Part Number: UC-QRC-C

UC-NH25 Nozzle Holder

A great alternative to leaving your nozzles in the carry case. It can be attached to a workbench and offers these additional advantages:

- Easy access during operation.
- Keeps nozzles and system visible, reminding workers of cleaning procedures.
- Becomes a promotional feature for customers.
- Accommodates 1/4" to 2" nozzles.



UC-D1 Super-Dry Compressed Air Dryer

Contains two highly efficient polypropylene coalescer elements at inlet and outlet ports to absorb oil and all solid air particles. Also included, one desiccant bag specifically designed to absorb water vapors and humidity from your compressed air system. The clean, dry air provided by the Super-Dry Compressed Air Dryer is highly recommended for use with the Ultra Clean Bench Mount Launcher, Projectile Verification System and AutoLoader System.

Clean, dry air is absolutely necessary when using Ultra Clean's Bench Mount Launcher, Projectile Verification System, and the AutoLoader featured on the following "Production Equipment" pages.

Standard Features & Benefits

Housings for Flows up to 300 SCFM

- Heavy duty aluminum casting for high durability and corrosion resistance.
- Powder coated exterior for added durability.
- V-band stainless steel clamps for easy removal of cartridge replacement covers.
- Optimized air flow through housing minimizes pressure drop.
- Wall mounting brackets included.
- 3 stages in one unit; separation, filtration and drying.

Enhanced Performance

- Easy replaceable self-contained desiccant cartridges.
- High efficiency polypropylene coalescent elements.
- Optimum filter efficiency even at low air flows.
- 10-year manufacturer's warranty.
- Life expectancy: 25 years.
- Pressure dew point: -40° F.
- Maximum working pressure: 150 PSIG.



UC-D1 Super-Dry Compressed Air Dryer

- Air Flow @ 100 PSID: 70 scfm.
- Inlet/Outlet NPT: 1".
- Dimensions: 6" w, 19" h.
- Weight: 20 lbs.
- Replacement Kit: UC-ED1.
- Maximum inlet temp: 100° F (38° C).
- Maximum inlet pressure: 150 PSIG.

Premium Options

UC-HGT

Humidity & Temperature Indicator

- Indicates optimum cartridge replacement based on % relative humidity.
- Relative Humidity % 10-80.
- Temperature °F: 20-100.
- Connection NPT: ¼.



UC-TD


Humidity & Temperature Indicator

- Efficient drainage of condensate.
- Extends cartridge life of the dryer.
- Interval Time min.: 0.5 - 45.
- Discharge Time sec.: 0.5 - 10.
- In & Out Ports NPT: ¼.



UC-BVS Ball Valve Strainer

- Isolates and protects drain.
- Inlet Port NPT: ½.
- Outlet Port NPT: ¼.
- Material: Brass.



Production Equipment

Our production equipment is built specifically to keep pace with busy, high-volume production environments while providing the same exceptional results you've come to expect from Ultra Clean in hose, tube and pipe cleaning and contamination removal.

Bench Mount Launcher Projectile Verification System (PVS) Carousel AutoLoader (CAL)

- ✓ **Manual and automated equipment**
- ✓ **Increased production speed**
- ✓ **Reduced cost**
- ✓ **Reduction of unnecessary air consumption**
- ✓ **Easily incorporates into existing production environment**
- ✓ **Easy to operate**
- ✓ **Electronically controlled**

Air Requirements for Production Equipment

- 80 PSI (5.5 Bar) minimum to 110 PSI (7.5 Bar) maximum.
- ½" ID air hose to ensure 38 SCFM (1.1 m³/min) at 80 PSI (5.5 Bar) air flow.
- Large industrial compressor strongly recommended.
- UC-D1 Super-Dry Compressed Air Dryer strongly recommended, see **P. 21**.

Production Equipment Compatibility Chart

Use this chart to determine equipment compatibility based on internal diameter of hoses or tubes to be cleaned, and capabilities of each piece of equipment.

✓ = Capable ✗ = NOT Capable

Product Compatibility UC-BM1.25-G3 and UC-PVS-G5		Cleaning 1/4" to 3/4"	Cleaning 1/4"to 1 1/4"	Cleaning 1/4" to 2"	Projectile Verification	Projectile Counting	Multiple Cleaning Modes	Automatic Loading	Assembly Marking	
UC-BM1.25-G3		✔	✔	✘	✘	✘	✘	✘	✘	
UC-BM1.25-G3 with UC-BM-HH-3/4"		✔	✘	✘	✘	✘	✘	✘	✘	
UC-PVS-G5 with UC-BM-1.25-G3		✔	✔	✘	✔	✔	✔	✘	✘	
UC-PVS-G5 with UC-HL-PVS		✔	✔	✔	✔	✔	✔	✘	✘	
Product Compatibility UC-CAL		Cleaning 1/4" to 1/2"	Cleaning 1/4" to 5/8"	Cleaning 1/4" to 3/4"	Cleaning 1/4" to 1"	Projectile Verification	Projectile Counting	Multiple Cleaning Modes	Automatic Loading	Assembly Marking
UC-CAL		✔	✔	✔	✔	✔	✔	✔	✔	✔
UC-CAL with UC-CAL-HH-3/4"		✔	✔	✔	✘	✔	✔	✔	✔	✘

UC-BM1.25-G3 1¼" Bench Mount Launcher

- Capable of cleaning ¼" to 1¼" hose, tube or pipe.
- Easy manual projectile loading.
- Supplied with a 5 micron air filter, pneumatic foot switch with twin line air hose.
- Comes with 8 hose nozzles, in sizes ¼" to 1¼" (6mm - 32mm) ID.
- Effortless to operate with a cycle time of 1.2 seconds.
- Ideal for production type environments due to speed, simplicity and longevity.
- Stainless steel housing with anodized aluminum internal components.
- Works as stand-alone unit or in conjunction with the UC-PVS-G5 Projectile Verification System.
- Debris door to keep launcher chamber clean when not in use.



UC-BM-HH Hand Held Launcher Extension



- Pneumatic hand held launcher specially designed for use with the UC-BM1.25-G3 Bench Mount.
- Standard 6' extension hose provides added mobility, allowing user to easily take a hand held launcher directly to a hose or tube assembly.
- Easily attaches to front of launcher, no tools required.
- Air requirements same as for the Bench Mount unit.

Part Number#	Compatible UC Projectile Sizes
UC-BM-HH-3/4"	UC07, UC08, UC10, UC12, UC14, UC16, UC18, UC20, UC22, UC24, UC26

UC-PVS-G5 Projectile Verification System

Guarantees a projectile is never left inside a hose or tube that has been cleaned!

UC-PVS-G5 Control Station

Details this page!



UC-WCB Wired Containment Barrel

Details P. 26

+

UC-BM1.25-G3

¼" to 1¼"
Bench Mount Unit



Details P. 23

AND/
OR

UC-HL-PVS

¼" to 2"
Hand Held Launcher



Developed just for this system!

Required Components

Required Component, Launcher Option: Choose a firing option of either the *Benchmount* or the *Hand Held Launcher* to complete the system. Launcher units are interchangeable and purchased separately.

- ✓ **Verifies used projectile and contaminants have exited hose, tube, or assembly**
- ✓ **Perfect for medium+ production environments**
- ✓ **Various cleaning modes**

UC-PVS-G5 Control Station

- PLC/HMI Touchscreen for intuitive navigation and set-up in multiple languages.
- 3 Cleaning Modes with time-adjustable air blow.
- Power cable converts 240V AC (Europe) or 110V AC to 24V DC.
- Electronic foot switch activates the firing sequence of the UC-BM1.25-G3 (¾" to 1¼") Bench Mount Launcher.
- Green Light on Containment Barrel goes on and air blow automatically stops when cleaning process is complete and projectile verified.
- The UC-HL-PVS (¾" to 2") Electronic Hand Held Launcher can be fired by a built-in electronic trigger.

5 Micron Filter, Regulator, Gauge

- Located on top of control station.
- Requires Ultra Clean UC-QRC-C quick disconnect coupling and ½" I.D. (13mm) air hose to ensure correct SCFM air requirements for the Control Station.
- Incoming air is filtered to 5 micron.
- Regulator and gauge adjustment helps ensure proper operating pressure.



Air supply for the Hand Held Launcher conveniently located on the right side of the control station.

UC-CAL Carousel AutoLoader System

Automated projectile loading and verification in one system!

UC-CAL Carousel AutoLoader

Details this page!



UC-WCB Wired Containment Barrel

Details P. 26

Required Components

Hopper Box(es)

Details next page!



Required Component: 1 included
Choose from nine projectile size options.



OPTIONAL

UC-CAL-HH Hand Held Launcher

Details next page!



Optional Component:
Hand Held firing option

- ✓ **Automatic projectile loading, firing, and verification**
- ✓ **Superior operating speed for high volume production cells**
- ✓ **Verifies used projectile and contaminants have exited hose, tube, or assembly**
- ✓ **Various cleaning modes**

UC-CAL Carousel AutoLoader



- Quickly, efficiently removes contamination from hoses, tubes, pipes.
- Fully integrates into automated tube manufacturing processes.
- Cleans hoses, tubes, pipes with I.D. ¼" to 1" (6mm - 25mm).
- Electric Cord plugs in to 110V AC-60Hz or 240V AC-50Hz to 24V DC
- Projectile Counter tracks fired and verified projectiles.
- PLC/HMI Touchscreen guides set-up and cleaning process.
- 5 Micron Filter Regulator and Gauge sets operating pressure between 80 to 110 PSI (5.5 to 7.5 Bar).
- UC-D1 Super-Dry Compressed Air Dryer recommended.
- Foot pedal activates firing.
- Optional Hand Held Launcher operates by hand or foot pedal.



UC-HB Hopper Boxes

- Clean projectile loading and storage.
- Fits securely on top of Carousel AutoLoader.
- Quick change out of hopper boxes.
- 9 Hopper Boxes each handling one projectile size from 7mm to 33mm.
- Hopper boxes interchangeable, used and ordered separately.
- Stainless steel construction.
- Safety sensor stops system when hopper box is removed.
- Laser-marked for easy projectile diameter identification.

Hopper Boxes Part #	Projectile Sizes in mm <i>Compatible with UC and Tube Projectiles only</i>
UC-HB-07	07
UC-HB-10	08, 10
UC-HB-12	12
UC-HB-14	14
UC-HB-16	16
UC-HB-18	18
UC-HB-22	20, 22
UC-HB-26	24, 26
UC-HB-33	28, 30, 33

UC-CAL-HH Hand Held Launcher *for Carousel AutoLoader*

- Optional electronic hand held launcher specifically designed for use with UC-CAL.
- Standard 6' extension hose/cable provided added mobility, allowing user to easily take a hand held launcher directly to a hose or tube assembly.
- Can be operated by electronic trigger or foot switch.

Hand Held Launchers Part#	Projectile Sizes in mm <i>Compatible with UC and Tube Projectiles only</i>
UC-CAL-HH-3/4"	07, 08, 10, 12, 14, 16, 18, 20, 22, 24, 26, 28, 30



UC-WCB Wired Containment Barrel *for Projectile Verification System (PVS), and Carousel AutoLoader (CAL)*



- Catches and verifies projectile and contamination have been expelled.
- Equipped with high-speed sensors for instant verification.
- Large filter allows compressed air to escape while retaining contamination residue.
- Built-in sight gauge indicates when barrel needs emptying.
- Additional features include a maximum insertion depth indicator, LED Push Button for status indication (*ready to fire vs fault*, etc.), and a larger mouth opening for cleaning bundles of tubes.

UC-WCB Wired Containment Barrel comes standard with UC-PVS-G5 Projectile Verification System, and UC-CAL Carousel AutoLoader, and is integral and necessary for both systems.

Recommended Sizing Charts

Hose & Hose Assemblies

Hose**			
Hose ID		Nozzle	UC Projectile
Nom. In.	DN MM		
3/16"	5	UC-AH05-BLUE	UC06
1/4"	6	UC-H06	UC10 or UC12
5/16"	8	UC-H08	UC12 or UC14
3/8"	10	UC-H10	UC14 or UC16
1/2"	13	UC-H13	UC18 or UC20
5/8"	16	UC-H16	UC22
3/4"	19	UC-H19	UC26
1"	25	UC-H25	UC33 or UC36
1 1/4"	32	UC-H32	UC40 or UC45
1 1/2"	38	UC-H38	UC50 or UC55
2"	50	UC-H50	UC60 or UC65
2 1/2"	63	UC-U55/90	UC75
3"	76	UC-U55/90	UC85
3 1/2"	89	UC-U55/90	UC100
4"	102	UC-4.5LN	UC120
4 1/2"	114	UC-4.5LN	UC130

**Use larger recommended Ultra Clean Projectiles when cutting hose with an abrasive wheel. The above sizes are recommendations. Due to different manufacturers, types of fittings, and the amount of contamination in the line, the size projectile may need to be adjusted.

ASSY w/FJIC		
FJIC Size	Nozzle	UC Projectile
Dash		
-4	UC-J06	UC06 or UC07
-6	UC-J10	UC12
-8	UC-J13/T13	UC16
-10	UC-J16/T16	UC22
-12	UC-J19/T19	UC26
-16	UC-J25/T22	UC33
-20	UC-J32/T25	UC40
-24	UC-J38/T38	UC50
-32	UC-J50/T50	UC60

ASSY w/FFORX		
FFORX Size	Nozzle	UC Projectile
Dash		
-4	UC-4FFORX	UC06 or UC07
-6	UC-H06	UC12
-8	UC-H10	UC16
-10	UC-H13	UC22
-12	UC-H16	UC26
-16	UC-H19	UC33
-20	UC-H25	UC40

ASSY w/CODE 61 & 62 Flanges		
Flange Size	Nozzle	UC Projectile
Dash		
-8	UC-H10	UC16
-10	UC-H13	UC22
-12	UC-H16	UC26
-16	UC-H19	UC33
-20	UC-H25	UC40
-24	UC-H32	UC50
-32	UC-H38	UC60

Nominal Inch - Tube

OD X Wall	Nozzle	Projectile Type			
		UC	Tube	Abrasive	Scrub
1/8" X .030"	UC-T03	UC04	--	--	--
1/4" X .028"	UC-T06	UC08	UC07-TE	UC-A07	UC-SCR07
1/4" X .035"	UC-T06	UC08	UC07-TE	UC-A07	UC-SCR07
1/4" X .049"	UC-T06	UC08	UC06-TE	UC-A07	UC-SCR06
1/4" X .065"	UC-T06	UC07	UC06-TE	--	UC-SCR06
5/16" X .028"	UC-T08	UC12	UC10-TE	UC-A10	UC-SCR10
5/16" X .035"	UC-T08	UC12	UC07-TE	UC-A10	UC-SCR07
3/8" X .028"	UC-T10	UC14	UC10-TE	UC-A12	UC-SCR10
3/8" X .035"-.049"	UC-T10	UC14	UC10-TE	UC-A12	UC-SCR10
3/8" X .065"	UC-T10	UC12	UC10-TE	UC-A10	UC-SCR10
1/2" X .035"	UC-J13/T13	UC16	UC14-TE	UC-A16	UC-SCR14
1/2" X .049"	UC-J13/T13	UC16	UC12-TE	UC-A16	UC-SCR12
1/2" X .065"	UC-J13/T13	UC16	UC12-TE	UC-A14	UC-SCR12
1/2" X .083"	UC-J13/T13	UC14	UC12-TE	UC-A12	UC-SCR12
5/8" X .049"	UC-J16/T16	UC22	UC16-TE	UC-A20	UC-SCR16
5/8" X .065"	UC-J16/T16	UC20	UC16-TE	UC-A18	UC-SCR16
5/8" X .083"	UC-J16/T16	UC20	UC14-TE	UC-A18	UC-SCR14
3/4" X .049-.065"	UC-J19/T19	UC26	UC20-TE	UC-A24	UC-SCR20
3/4" X .095"	UC-J19/T19	UC22	UC18-TE	UC-A20	UC-SCR18
7/8" X .049"	UC-J25/T22	UC33	UC26-TE	UC-A30	UC-SCR26
7/8" X .065"	UC-J25/T22	UC30	UC22-TE	UC-A28	UC-SCR22
7/8" X .095"	UC-H16	UC28	UC22-TE	UC-A26	UC-SCR22
1" X .065"	UC-J32/T25	UC33	UC28-TE	UC-A30	UC-SCR28
1" X .083"-.095"	UC-J32/T25	UC33	UC26-TE	UC-A30	UC-SCR26
1" X .120"	UC-J32/T25	UC30	UC26-TE	UC-A28	UC-SCR26
1 1/4" X .065"	UC-T32	UC40	UC33-TE	UC-A40	UC-SCR33
1 1/4" X .083"	UC-T32	UC40	UC33-TE	UC-A36	UC-SCR33
1 1/4" X .095"	UC-T32	UC40	UC33-TE	UC-A36	UC-SCR33
1 1/4" X .109"	UC-T32	UC36	UC33-TE	UC-A36	UC-SCR33
1 1/4" X .120"	UC-T32	UC36	UC33-TE	UC-A33	UC-SCR33
1 1/2" X .065"-.120"	UC-J38/T38	UC50	UC40-TE	UC-A45	UC-SCR40
1 1/2" X .134"-.148"	UC-J38/T38	UC45	UC40-TE	UC-A40	UC-SCR40
2" X .065"-.120"	UC-J50/T50	UC60	UC50-TE	UC-A55	UC-SCR50
2" X .134"-.188"	UC-J50/T50	UC55	UC50-TE	UC-A50	UC-SCR50

Metric - Tube

OD X Wall	Nozzle	Projectile Type			
		UC	Tube	Abrasive	Scrub
3 X .5	UC-T03	UC04	--	--	--
3 X .7	UC-T03	UC03	--	--	--
6 X 1.0	UC-6X1.5	UC07	UC06-TE	UC-A06	UC-SCR06
6 X 1.5	UC-6X1.5	UC07	--	UC-A06	--
8 X 1.0	UC-8X1.5	UC10	UC07-TE	UC-A07	UC-SCR07
8 X 1.5	UC-8X1.5	UC10	UC07-TE	UC-A07	UC-SCR07
10 X 1.0	UC-10X1.5	UC14	UC12-TE	UC-A12	UC-SCR12
10 X 1.5	UC-10X1.5	UC14	UC12-TE	UC-A12	UC-SCR12
12 X 1.0	UC-12X2.0	UC16	UC14-TE	UC-A14	UC-SCR14
12 X 1.5	UC-12X2.0	UC16	UC14-TE	UC-A14	UC-SCR14
12 X 2.0	UC-12X2.0	UC14	UC12-TE	UC-A12	UC-SCR12
14 X 1.0	UC-14X2.0	UC18	UC16-TE	UC-A16	UC-SCR16
14 X 1.5	UC-14X2.0	UC16	UC14-TE	UC-A14	UC-SCR14
14 X 2.0	UC-14X2.0	UC16	UC14-TE	UC-A14	UC-SCR14
15 X 1.0	UC-15X2.0	UC20	UC16-TE	UC-A18	UC-SCR16
15 X 1.5	UC-15X2.0	UC18	UC16-TE	UC-A16	UC-SCR16
15 X 2.0	UC-15X2.0	UC16	UC14-TE	UC-A14	UC-SCR14
16 X 1.0	UC-16X2.5	UC22	UC18-TE	UC-A20	UC-SCR18
16 X 1.5	UC-16X2.5	UC20	UC16-TE	UC-A18	UC-SCR16
16 X 2.0	UC-16X2.5	UC18	UC16-TE	UC-A16	UC-SCR16
16 X 2.5	UC-16X2.5	UC16	UC14-TE	UC-A14	UC-SCR14
18 X 1.0	UC-18X2.5	UC24	UC20-TE	UC-A22	UC-SCR20
18 X 1.5	UC-18X2.5	UC24	UC18-TE	UC-A20	UC-SCR18
18 X 2.0	UC-18X2.5	UC22	UC18-TE	UC-A20	UC-SCR18
18 X 2.5	UC-18X2.5	UC20	UC16-TE	UC-A18	UC-SCR16
20 X 1.5	UC-20X3.0	UC26	UC22-TE	UC-A24	UC-SCR22
20 X 2.0	UC-20X3.0	UC24	UC20-TE	UC-A22	UC-SCR20

Metric - Tube

OD X WALL	NOZZLE	PROJECTILE TYPE			
		UC	TUBE	ABRASIVE	SCRUB
20 X 2.5	UC-20X3.0	UC24	UC18-TE	UC-A20	UC-SCR18
20 X 3.0	UC-20X3.0	UC22	UC18-TE	UC-A20	UC-SCR18
22 X 1.0	UC-22X2.0	UC30	UC26-TE	UC-A28	UC-SCR26
22 X 1.5	UC-22X2.0	UC30	UC26-TE	UC-A28	UC-SCR26
22 X 2.0	UC-22X2.0	UC30	UC26-TE	UC-A28	UC-SCR26
25 X 2.0	UC-25X3.0	UC33	UC28-TE	UC-A30	UC-SCR28
25 X 2.5	UC-25X3.0	UC30	UC26-TE	UC-A28	UC-SCR26
25 X 3.0	UC-25X3.0	UC30	UC26-TE	UC-A28	UC-SCR26
28 X 2.0	UC-28X2.5	UC36	UC33-TE	UC-A33	UC-SCR33
28 X 2.5	UC-28X2.5	UC36	UC30-TE	UC-A33	UC-SCR30
30 X 2.0	UC-30X4.0	UC36	UC33-TE	UC-A33	UC-SCR33
30 X 2.5	UC-30X4.0	UC36	UC30-TE	UC-A33	UC-SCR30
30 X 3.0	UC-30X4.0	UC36	UC30-TE	UC-A33	UC-SCR30
30 X 4.0	UC-30X4.0	UC36	UC30-TE	UC-A33	UC-SCR30
35 X 2.0	UC-35X3.0	UC45	UC40-TE	UC-A40	UC-SCR40
35 X 3.0	UC-35X3.0	UC40	UC36-TE	UC-A36	UC-SCR36
35 X 4.0	UC-H25	UC40	UC33-TE	UC-A36	UC-SCR33
35 X 5.0	UC-H25	UC36	UC30-TE	UC-A33	UC-SCR30
38 X 2.5	UC-38X5.0	UC50	UC40-TE	UC-A45	UC-SCR40
38 X 3.0	UC-38X5.0	UC50	UC40-TE	UC-A45	UC-SCR40
38 X 4.0	UC-38X5.0	UC45	UC40-TE	UC-A40	UC-SCR40
38 X 5.0	UC-38X5.0	UC40	UC36-TE	UC-A36	UC-SCR36
42 X 2.0	UC-42X3.0	UC55	UC50-TE	UC-A50	UC-SCR50
42 X 3.0	UC-42X3.0	UC50	UC45-TE	UC-A50	UC-SCR45
50 X 3.0	UC-50X6.0	UC60	UC55-TE	UC-A55	UC-SCR55
50 X 5.0	UC-50X6.0	UC55	UC50-TE	UC-A55	UC-SCR50
50 X 6.0	UC-50X6.0	UC55	UC50-TE	UC-A50	UC-SCR50

***Requirements for Tubing Applications:**

Tubing must be deburred prior to firing projectiles. Depending on the type of contamination present in the tube, abrasive projectiles may be used to remove rust and scale. Always use an UC or TUBE projectile after the use of an abrasive projectile. The TUBE style is strongly recommended for stainless steel for mild to medium amounts of contamination, surface rust, or scale build-up. If the operator is unsure which type or size projectile to use, please call us for technical assistance.

Pipe

SCH 40	Nozzle	Projectile Type			
		UC	Tube	Abrasive	Scrub
¼"	UC-H08	UC14	UC12-TE	UC-A12	UC-SCR12
⅜"	UC-H13	UC18	UC16-TE	UC-A16	UC-SCR16
½"	UC-H16	UC20	UC18-TE	UC-A18	UC-SCR18
¾"	UC-H19	UC30	UC26-TE	UC-A26	UC-SCR26
1"	UC-H25	UC36	UC33-TE	UC-A33	UC-SCR33
1¼"	UC-H32	UC45	UC40-TE	UC-A40	UC-SCR40
1½"	UC-H38	UC55	UC50-TE	UC-A50	UC-SCR50
2"	UC-H50	UC65	UC55-TE or UC60-TE	UC-A55 or UC-A60	UC-SCR55 or UC-SCR60
2½"	UC-U55/90	UC75	N/A	UC-A70	N/A
3"	UC-U55/90	UC85	N/A	UC-A80	N/A
3½"	UC-U55/90	UC100	N/A	UC-A95	N/A
4"	UC-4.5LN	UC120	N/A	UC-A110	N/A
SCH 80	Nozzle	Projectile Type			
		UC	Tube	Abrasive	Scrub
⅜"	UC-H10	UC16	UC14-TE	UC-A14	UC-SCR14
½"	UC-H13	UC20	UC16-TE or UC18-TE	UC-A16 or UC-A18	UC-SCR16 or UC-SCR18
¾"	UC-H19	UC26	UC22-TE	UC-A22	UC-SCR22
1"	UC-H25	UC36	UC30-TE	UC-A30	UC-SCR30
1¼"	UC-H32	UC45	UC40-TE	UC-A40	UC-SCR40
1½"	UC-H38	UC50	UC45-TE	UC-A45	UC-SCR45
2"	UC-H38	UC60	UC55-TE	UC-A55	UC-SCR55
2½"	UC-H50	UC70	N/A	UC-A65	N/A
3"	UC-U55/90	UC85	N/A	UC-A80	N/A
3½"	UC-U55/90	UC110	N/A	UC-A110	N/A
4"	UC-4.5LN	UC115	N/A	UC-A110	N/A
SCH 160	Nozzle	Projectile Type			
		UC	Tube	Abrasive	Scrub
¾"	UC-H16	UC20	UC18-TE	UC-A18	UC-SCR18
1"	UC-H19	UC30	UC26-TE	UC-A26	UC-SCR26
1¼"	UC-H25	UC36	UC33-TE	UC-A33	UC-SCR33
1½"	UC-H32	UC45	UC40-TE	UC-A40	UC-SCR40
2"	UC-H38	UC55	UC45-TE or UC50-TE	UC-A45 or UC-A50	UC-SCR45 or UC-SCR50
2½"	UC-H50	UC65	UC55-TE or UC60-TE	UC-A60	UC-SCR55 or UC-SCR60
3"	UC-U55/90	UC75	N/A	UC-A70	N/A
4"	UC-U55/90	UC100	N/A	UC-A100	N/A

Abrasive projectiles may be used when there is build-up of contamination, surface rust or scale. For pipe applications with greater build-up, use an Ultra Scrub projectile (pipe must be straight). An UC projectile must be used after abrasive and scrub projectiles. Call if you need help in sizing your application for the correct nozzles and projectiles.

SEAL EASY

Hose, Tube and Pipe Sealing Systems



Connect with
Ultra Clean!

Utilizing heat-shrink technology, a **Clean Seal Capsule** is tightly sealed around the end of a hose or tube assembly, leaving your assemblies 100% contamination-free! **Clean Seal System** is an innovative and cost-effective solution designed to protect cleaned hoses, tubes and pipes from re-contamination during transportation and storage.

Plus, Clean Seal System is *easier, less costly, and more effective* than forcing ill-fitting caps and plugs onto assemblies, which causes plastic particles to shear off into the hose or tube. Plus, with Clean Seal System you'll never have to deal with excessive cap and plug inventory again!


Seal a single hose, or multiple hoses simultaneously! Just nineteen size capsules needed for most applications. Shorter capsules available to accommodate angle/elbow (ie: 45° and 90°) fittings.

**Clean Seal Systems, Heat Shrink Gun,
Clean Seal Capsules, Capsule Dispenser Stand, Clean Seal Kits**

Seal Easy with Ultra Clean!

Clean Seal Systems

Designed for premium-fit sealing of carbon steel fittings in a production environment



- Magnetic Puck holds capsule onto carbon steel fitting for a perfect seal during sealing process.
- Magnetic Puck holds nut forward on 90° and 45° fittings for easy insertion into the Air Knife.
- Air Knife has heat guard and large 110mm center opening accessible from either side.
- One pass seals single or multiple hose or tube assemblies.
- Capsules fit and seal hose and tube fittings from 3/8" OD (10mm) through 3" OD (78mm).

UC-CSS-230V-AK

- Capsule shrink time 0.75 seconds
- 230V single-phase AC power at 50/60Hz draws < 5 amps.
- Customer supplies L6-15 NEMA twist lock receptacle (North American market only).
- ON/Off rocker switch illuminates green when "on."
- 24/7 operating capacity.
- Built-in external air filter minimizes heat gun clogging and maintenance, increasing heat gun longevity.
- Heat side of machines are fully insulated.
- Durable, long-lasting brushless motor for high-volume production environments.
- The Backstop allows for a perfect seal without the use of the Magnetic Puck for straight fittings in a production environment.

UC-CSS-230V-AK



UC-CSS-230V-AK w/Backstop



UC-CSS-120V-AK w/Cradle

- Capsule shrink time 1.5 seconds.
- Cradle enable the use of the 120V Heat Gun, which locks into place for bench top shrinking of capsules.
- The Heat Gun is easily removed from the cradle for remote capsule shrinking.
- Suitable only for countries with 110V power grid.



UC-CSS-120V-AK w/Cradle



Capsule Shrink Time for Clean Seal Systems at Multiple Intervals

Machine Warm-up Time from Cold Start (Minutes)	1	2	3	4	5	6	7	8	9	10
Machine	Seal Time (Seconds)									
UC-CSS-230V-AK	3.5	2.5	2	1.5	1.25	1	1	0.75	0.75	0.75
UC-CSS-120V-AK	17	10	4.5	3.25	2.5	2.25	2	1.75	1.5	1.5

UC-HL1920E Heat Shrink Gun

- Variable-temperature electronic heat gun with thermocouple control for flexible use and maximum reliability.
- Duratherm heating element for long life and even heat with a temperature range of 120°F (49°C) to 1100°F (593°C).
- Cool down switch renders gun immediately cool-to-the-touch.
- 120V AC power draws 1500 watts, produces 17.6CFM
(European model uses 240V AC and european plug).
- Capable of sealing multiple hoses simultaneously.



Accessories

See previous page for usage and benefits.

UC-1.5-AK Air Knife w/Heat Guard



UC-SMP (small) UC-LMP (large) Magnetic Puck



Clean Seal System Kits (3)

Available in North America only

1. **UC-HL1920HK:** Hardware-only kit that includes portable heat shrink gun, 110mm air knife.
2. **UC-HL1920SK:** Hardware & Capsules Starter Kit that includes capsules listed on Clean Seal System Parts List on following pages.
3. **UC-HL1920SK-2:** Hardware & Capsules Starter Kit for applications up to 2" ID that includes capsules listed on Clean Seal System Parts List on following pages.



See Capsule Dispenser Stand opposite Clean Seal Capsules page.

Clean Seal Capsules

UC-CSC-1424 through UC-CSC-8060 Clean Seal Capsules

Benefits

- Preserves cleanliness.
- Fast, clean, and easy capsule installation.
- Easy, pull-tab removal.
- Eliminates cap inventory hassles.
- No particulates or sticky residue left behind.
- Just 19 capsule sizes needed for all assemblies.
- Universal, durable, secure fit up to 3" (78mm).
- Easy to use Clean Seal System or heat shrink gun for low or high volume production.
- Seals straight and elbow couplings - shorter capsules available for angled/elbow (i.e.: 45° and 90°) fittings.
- Standard blue color or custom color private labeling for easy identification.

Custom Printed Private Label Capsules




Become professional grade and showcase your brand, quality, and cleanliness!

Take advantage of Ultra Clean's in-house custom capsule printing capabilities to promote your brand and your brand's dedication to cleanliness.

- Low minimum order quantity (MOQ) requirements.
- Custom printed logos in full color.
- Film available in blue, white, red, green, and yellow.
- Shipped in same manner as UC-brand capsules to ensure maximum cleanliness and convenience.
- Minimal cost for high visibility!


Easy-On/Easy-Off Application Secure and Seal!



Secure the appropriate size Clean Seal Capsule onto the end of hose or tube fitting using the Magnetic Puck or back stop.

Seal the secured fitting by slowly placing through the Air Knife for a perfect heat-shrink seal.

Rip and Remove!



Rip the convenient pull-tab upward.
Remove the loosened Clean Seal Capsule.



Clean Seal Capsules stack neatly for efficient shipping and storing!



- Sold in bulk cartons or packaged quantities.
- Shipped pre-stacked to ensure internal cleanliness.
- Recyclable through your local recycle program.

UC-CDS2 Capsule Dispenser Stand

Easily store and dispense Clean Seal Capsules!



The magnetic Capsule Dispenser Stand is a versatile wall-mounted or freestanding solution for organizing and dispensing Ultra Clean capsules of various sizes. Each capsule size requires a separate dispenser tube, which are labeled by capsule size. Once loaded, capsules are ready to dispense. Gently grasp the bottom capsule and pull downward, rotating slightly to ensure just one capsule is dispensed. Easy, quick, and convenient!



Specifications

- Weight: 10.6 lbs. (12.2 lbs. packaged)
- Flat Dimensions: 2' x 2' x 2.5"
- Small CD Tubes: 18.5" x 2.5"; 1.1 lbs. (1.6 lbs. packaged)
- Large CD Tubes: 18.5" x 4" x 4"; 2 lbs. (2.7 lbs. packaged)
- Frame: T-shape for stability, adjustable locking hinge
- Surface: Whiteboard-marker compatible

Capsule Dispenser Stand Tube Accomodation (combinations)
0 Large, 8 Small
1 Large, 6 Small
2 Large, 4 Small
3 Large, 3 Small
4 Large, 2 Small

Part#	Description
UC-CDS2	Capsule Dispenser Stand
Dispenser Tube	Tube Size/ Capsule Capacity
UC-CD1424	Small/40 pieces
UC-CD1624	Small/40 pieces
UC-CD1824	Small/40 pieces
UC-CD2023	Small/40 pieces
UC-CD2030	Small/40 pieces
UC-CD2224	Small/40 pieces
UC-CD2527	Small/40 pieces
UC-CD2540	Small/40 pieces
UC-CD2840	Small/40 pieces
UC-CD3133	Small/40 pieces
UC-CD3140	Small/40 pieces
UC-CD3440	Small/40 pieces
UC-CD3840	Large/40 pieces
UC-CD4345	Large/40 pieces
UC-CD4650	Large/40 pieces
UC-CD5260	Large/40 pieces
UC-CD5860	Large/40 pieces
UC-CD6760	Large/40 pieces



Capsules ship in neatly stacked "sticks" for quick and easy loading into dispenser tubes. Simply flip open the tube lid and insert the corresponding capsule stick.

Clean Seal System and Capsules Parts List

*Shorter length capsules are recommended for elbow/angled fittings (i.e. 45° and 90°).

Part Number#	Description
Heat Shrink Machine	
UC-CSS-230V-AK	Production Clean Seal System, Air Knife with Heat Guard and Magnetic Pucks
UC-CSS-120V-AK	120V Heat Shrink Gun, Cradle, Air Knife with Heat Guard and Magnetic Pucks
Heat Shrink Guns and Accessories	
UC-HL1920E	Heat Shrink Gun
UC-1.5-AK	100mm Air Knife with Heat Guard for 1½" Connection
UC-2.0-AK	100mm Air Knife with Heat Guard for 2" Connection
UC-SMP	Small Magnetic Puck
UC-LMP	Large Magnetic Puck
UC-230V-BS	Back Stop for 230V-AK
Clean Seal Kits (Available in N. America only)	
UC-HL1920HK (Hardware Kit)	120V Heat Shrink Gun (UC-HL1920E), 100mm Air Knife <i>with</i> Heat Guard for 1½" Connection (UC-1.5-AK) and Magnetic Pucks (UC-SMP, UC-LMP)
UC-HL1920SK (Starter Kit)	Includes all component of UC-HL1920HK Kit, plus one (1) package of each capsule size UC-CSC-1824P, UC-CSC-2030P, UC-CSC-2540P, UC-CSC-2840P, UC-CSC-3140P, UC-CSC-3440P, UC-CSC-3840P, UC-CSC-4650P
UC-HL1920SK-2	Includes all component of UC-HL1920HK and UC-HL1920SK kits, plus one (1) package of each capsule size UC-CSC-5260P, UC-CSC-6760P, UC-CSC-8060P

Clean Seal Capsules

Grey area indicates capsule sizes included in kit UC-HL1920SK.

Packaged		Bulk		Sizing			*Fitting	
Part Number#	Carton Qty	Part Number#	Carton Qty	Capsule Size Inside Diameter x Length in mm	Hex Sizes Covered in mm	Hex Sizes Covered in inches	Straight	Elbow
UC-CSC-1424P	960	UC-CSC-1424B	12,320	14X24	10mm to 13mm	.39" to .51"	X	X
UC-CSC-1624P	840	UC-CSC-1624B	9,000	16X24	12mm to 15mm	.47" to .59"	X	X
UC-CSC-1824P	840	UC-CSC-1824B	7,360	18X24	14mm to 17mm	.55" to .67"	X	X
UC-CSC-2023P	810	UC-CSC-2023B	23,400	20 X 23	15mm to 19mm	.59" to .75"		X
UC-CSC-2030P	810	UC-CSC-2030B	23,400	20 X 30	15mm to 19mm	.59" to .75"	X	
UC-CSC-2224P	810	UC-CSC-2224B	22,500	22 X 24	18mm to 21mm	.71" to .83"		X
UC-CSC-2527P	800	UC-CSC-2527B	17,600	25 X 27	18mm to 24mm	.71" to .94"		X
UC-CSC-2540P	800	UC-CSC-2540B	17,600	25 X 40	18mm to 24mm	.71" to .94"	X	
UC-CSC-2840P	720	UC-CSC-2840B	15,200	28 X 40	22mm to 26mm	.87" to 1.02"	X	
UC-CSC-3133P	640	UC-CSC-3133B	12,240	31 X 33	24mm to 29mm	.94" to 1.14"		X
UC-CSC-3140P	640	UC-CSC-3140B	12,240	31 X 40	24mm to 29mm	.95" to 1.14"	X	
UC-CSC-3440P	640	UC-CSC-3440B	10,240	34 X 40	27mm to 32mm	1.07" to 1.26"	X	
UC-CSC-3840P	560	UC-CSC-3840B	7,800	38 X 40	30mm to 36mm	1.19" to 1.42"	X	X
UC-CSC-4345P	480	UC-CSC-4345B	6,240	43 X 45	32mm to 41mm	1.26" to 1.61"	X	X
UC-CSC-4650P	480	UC-CSC-4650B	5,760	46 X 50	34mm to 44mm	1.34" to 1.73"	X	X
UC-CSC-5260P	400	UC-CSC-5260B	4,400	52 X 60	41mm to 50mm	1.62" to 1.97"	X	X
UC-CSC-5860P	400	UC-CSC-5860B	3,600	58 X 60	49mm to 56mm	1.93" to 2.20"	X	X
UC-CSC-6760P	320	UC-CSC-6760B	2,560	67 X 60	55mm to 65mm	2.16" to 2.56"	X	X
UC-CSC-8060P	420	UC-CSC-8060B	1,736	80 X 60	64mm to 78mm	2.52" to 3.07"	X	X

Capsule Size Selection by Fitting

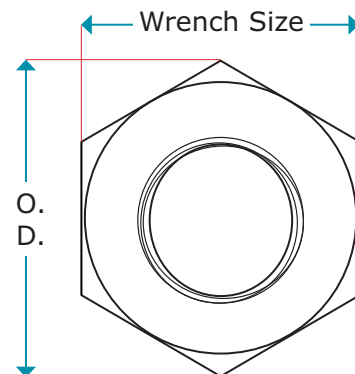
Fitting	Capsule
– 2 NPT Male	1424
– 4 NPT Male	1824 or 2030
– 4 JIC Fem	1624, 1824 or 2030
– 4 JIC Fem 90	1824 or 2023
– 4 Flat Face Fem	2030
– 4 Flat Face Fem 90	2023
– 5 JIC Fem	2030
– 6 NPT Male	2030
– 6 JIC Fem	2540
– 6 JIC Fem 90	2527
– 6 Flat Face Fem	2540
– 6 Flat Face Fem 90	2527
– 8 NPT Male	2840
– 8 JIC Fem	2840
– 8 JIC Fem 90	2840
– 8 Flat Face Fem	2840
– 8 Flat Face Fem 90	2840
– 8 Flange Code 61	3133 or 3140
– 8 Flange Code 62	3440
– 10 JIC Fem	3140
– 10 JIC Fem 90	3133
– 10 Flat Face Fem	3440
– 10 Flat Face Fem 90	3440
– 10 Komatsu Flange	3840
– 12 NPT Male	3140
– 12 JIC Fem	3840
– 12 JIC Fem 90	3840
– 12 Flat Face Fem	4345
– 12 Flat Face Fem 90	4345
– 12 Flange Code 61	3840 or 4345
– 12 Flange Code 62	4345

Fitting	Capsule
– 16 NPT Male	4650
– 16 JIC Fem	4650 or 5260
– 16 JIC Fem 90	4650 or 5260
– 16 Flat Face Fem	4650 or 5260
– 16 Flat Face Fem 90	4650 or 5260
– 16 Flange Code 61	4650
– 16 Flange Code 62	5260
– 20 NPT Male	5260
– 20 JIC Fem	5860
– 20 Flat Face Fem	5860
– 20 Flange Code 61	5260
– 20 Flange Code 62	6760
– 24 NPT Male	5860
– 24 JIC Fem	8060
– 24 Flat Face Fem	8060
– 24 Flange code 61	6760
– 24 Flange code 62	6760
– 32 NPT Male	8060
– 32 JIC Female	N/A
– 32 Flange Code 61	8060
– 32 Flange Code 62	8060

Capsule Size Selection by Wrench Size

Wrench Size (mm)	O.D. Hex (mm)	Wrench Size (inches)	O.D. Hex (mm)	Capsule Size (First two numbers = outside diameter, Second two numbers = length)	
				Straight	Elbow
10	11.05			1424	
11	12.12	7/16	12.83	1424	
13	14.92	1/2	14.66	1624	
14	16.02	9/16	16.51	1824	
15	17.18			1824	
16	18.58	5/8	18.34	2030	2023
17	19.74			2030	2023
18	20.9	11/16	20.17	2224	
19	22.27	3/4	22.00	2540	2527
		13/16	23.83	2540	2527
22	24.49	7/8	25.65	2540	2527
24	26.75	15/16	27.51	2840	
27	29.56			3140	3133
30	32.95	1-1/8	32.99	3440	
32	35.03			3840	
36	39.55	1-5/16	38.51	4345	
41	45.2	1-1/2	43.99	4650	
46	50.85	1-11/16	49.50	5260	
50	55.37	1-7/8	54.99	5860	
55	60.79	2-1/16	60.50	6760	
60	66.44	2-1/4	65.99	6760	
65	71.3	2-7/16	71.50	8060	
70	76.95	2-5/8	76.99	8060	

If capsule sizes do not match your fittings exactly, use the maximum outside diameter of the fitting. The result of the outside diameter should be slightly smaller than the first two digits of the capsule size (as given in the right-hand column of the chart above); the last two digits indicate the length of the capsule in mm.





ULTRA CLEAN TECHNOLOGIES CORP.

1274 Highway 77 • BRIDGETON, NJ 08302 U.S.A.

TOLL-FREE: 800-791-9111 • 856-451-2176 • INT'L: +1 856-451-2176

Email: sales@ultracleantech.com • www.ultracleantech.com



Connect with
Ultra Clean!